



SYN.0309

SYNTECH POLIUREA PRIMER - EPOXY

Two-component epoxy primer for cementitious surfaces, marble and wood

Customs Code

3907 3000

Packaging

- Can 20 kg [A]
- Canister 4 kg [B]
- Kit: 1 Can 20 kg [A] + 1 Canister 4 kg [B]

Application

- Brush
- Paint roller
- Spatula

Family
Syntech

Product Lines
• Aqua

Components
Two-components

Type
Polyurea resins and related accessories

Functional Categories
• Waterproofing with hot-sprayed elastomeric coatings (100% pure polyurea)
• Fixing treatments to be applied before varnishing and coating
• Protective, strengthening, polyurethane or epoxy coatings

Appearance
Thick liquid + Liquid

General description

SYNTECH POLIUREA PRIMER - EPOXY is a two-component primer based on modified epoxy resins and special hardeners, solvent-free. Specially formulated to provide the right compromise between impregnation and wettability of the support to which, once applied, it forms a well-bonded layer.


Dosage


From 350 to 700 g for each square metre, based on the intervention carried out on the support (bush-hammering, shot peening, etc.), the porosity of the support itself and the incorporation or not of quartz sand in the particle size and quantity proportionate to the intervention to be implemented.


Fields of application


Adhesion promoter for epoxy, polyurethane and polureic coatings, adhesion promoter for porous and deteriorated substrates, consolidating agent for cement and concrete.

Basic features

 Density:
1.3 - 1.5 (A+B) g/cm³

 Dosage:
350-700 g/m²

 Shelf-life:
6 months

 Solvent-free

 Use wearing protective glasses

 Use wearing protective gloves

 Available colours
Milky white

Technical specifications

Complete hardening: 7 day

Concrete adhesion (cutting test) UNI EN 1542:1999 : >1.5 MPa

Gel time: 100 - 200 min

Hard to touch: >4 h

Longitudinal elongation at break ISO 527-1:2012 : 4 %

Viscosity UNI EN ISO 3219:1996 Brookfield : 150 - 400 (A) / 2000 - 4000 (B) mPas

IF YOU WANT TO SOLVE IT


www.azichem.com

Updated: 29/07/2022

General sales conditions and legal notices on www.azichem.com/disclaimer

Tools cleansing

- Thinner for resins

Applicable on

- Plasters
- Concrete
- Cement-based or lime-based mortars
- Prefabricated concrete
- Drywall
- Wood
- Fiber-cement
- Tuff
- Stone walls
- Tiles
- Floor screed
- Rock walls
- Porphyry and natural stones

Substrate preparation

The support on which the polyurea or resinous system must be laid must be suitable for withstanding the stresses resulting from the intended use, such as static or dynamic loads, impacts, thermo-hygro-metric dilations, vibrations, etc. As regards the characteristics of the substrate (maximum humidity, cohesion, strength class, flatness, etc.) and the preparation of the surface that will accommodate the resin system, we recommend the requirements set out in chapter 5 of the UNI 10966 standard ("RESIN SYSTEMS FOR SURFACES HORIZONTAL AND VERTICAL - INSTRUCTIONS FOR DESIGN AND APPLICATION "). In any case, carefully clean and degrease the surfaces, removing any kind of dirt, paint residues or incoherent parts. The humidity of the support must be $\leq 3\%$. Evaluate the most convenient type of mechanical preparation (shot peening, sandblasting, hydro-washing, etc.). The surfaces must also be free from discontinuity, and possibly leveled and regularized with products from the FLOOR line or the REPAR line. In case of presence (even suspected) of humidity deriving from capillary rising from the substrate, it is recommended to apply in advance the epoxy resin for "wet substrates" SYNTECH PAVIDAMP. Tiled floors, or floors covered with pre-existing resin, must be subjected to mechanical roughening carried out with shot blasting, milling, bush hammering, etc., until the total elimination of the waterproof crust and the opacification of the surfaces. Remove dust after abrasion.

Instructions for use

Carefully mix component A to allow the correct homogenization of the fillers present; then combine it with component B in a suitable and large container. Then mix the compound with a mechanical stirrer at low speed until a homogeneous mixture is obtained.

When the support is ready, apply SYNTECH POLIUREA PRIMER - EPOXY using rollers, brushes or spatulas trying to obtain a dry film.

Storage and preservation

Protect from freezing. Store the product in its original packing, in a fresh and dry environment, avoiding frost and direct sunlight. Inadequate storage of the product may result in a loss of rheological performance. Protect from humidity. Store the product at a temperature between $+10^{\circ}\text{C}$ and $+30^{\circ}\text{C}$.



www.azichem.com

Updated: **29/07/2022**
General sales conditions and legal notices on www.azichem.com/disclaimer

Warnings, Precautions and Ecology

The general information, along with any instructions and recommendations for use of this product, including in this data sheet and eventually provided verbally or in writing, correspond to the present state of our scientific and practical knowledge.

Any technical and performance data reported is the result of laboratory tests conducted in a controlled environment and thus may be subject to modification in relation to the actual conditions of implementation.

Azichem Srl does not assume any liability arising from inadequate characteristics related to improper use of the product or connected to defects arising from factors or elements unrelated to the quality of the product, including improper storage.

Those wishing to utilise the product are required to determine prior to use whether or not the same is suitable for the intended use, assuming all consequent responsibility.

The technical and characteristic details contained in this data sheet shall be updated periodically. For consultation in real time, please visit the website: www.azichem.com. The date of revision is indicated in the space to the side. The current edition cancels out and replaces any previous version.

Please note that the user is required to read the latest Safety Data Sheet for this product, containing chemical-physical and toxicological data, risk phrases and other information regarding the safe transport, use and disposal of the product and its packaging. For consultation, please visit: www.azichem.com.

It is forbidden to dispose of the product and/or packaging in the environment.

Avoid contact with skin and mucous membranes. Use appropriate protection, in particular, a mask and gloves. Do not inhale the product, and if possible, ventilate the work areas.

SYNTECH POLIUREA PRIMER - EPOXY is produced/distributed by



Via Giovanni Gentile, 16/A - 46044 Goito (MN), Italy
info@azichem.com Tel. +39 0376.604185 /604365 Fax +39 0376 604398



www.azichem.com

Updated: **29/07/2022**
General sales conditions and legal
notices on
www.azichem.com/disclaimer