



Family
Syntech

Type
Polyurea resins and related accessories

Product Lines
• Aqua
• Infratech

Functional Categories
• **Waterproofing with hot-sprayed elastomeric coatings (100% pure polyurea)**
• **Protective varnishing (painting)**
• **Protective, strengthening, polyurethane or epoxy coatings**

Components
Two-components

Appearance
Liquid + Liquid

SYN.0195

SYNTECH POLIUREA TOP COATING

Aliphatic polyurethane resin-based protective coating

Customs Code

3909 5090

Packaging

- Can 9.9 kg [A]
- Can 2.1 kg [B]
- Kit: 1 Can 9.9 kg [A] + 1 Can 2.1 kg [B]

Application

- Brush
- Paint roller

General description

A protective, pigmented, two-component formulation based on aliphatic polyurethane resins, ideal as a protective and aesthetic coating on waterproofing with SYNTECH POLIUREA SPRAY. Characterised by high levels of elasticity and elevated protection, even in aggressive atmospheres. Available on request in shades from the RAL colour range.


Dosage


From 0.15 to 0.25 kg of SYNTECH POLIUREA TOP COATING for each square metre of surface to be covered.

Fields of application

Surface coating pigmented for colouring polyurethane claddings, and their protection from UV rays (which in the absence of the top coating would alter the colour over time). After suitable priming with SYNTECH POLYUREA PRIMER, it can also be applied as a simple coloured aliphatic protective coating.

Basic features


 Density:
1.18 (± 0.05) kg/dm³

 Flammable material


 Max. recommended thickness:
200 μ m

 Min. recommended thickness:
125 μ m

A:B Mixing ratio:
100:21

 Shelf-life:
12 months


 Solvent-based product

 Temperature of use:
+7 / +35 °C

 Use wearing protective glasses

 Use wearing protective gloves

 UV-resistant

 Available colours
RAL classic

Technical specifications

Complete hardening (a 20°C): 7 day

Dry residue (10' a 105°C): 68 %

Flash-point: 53 °C

Hard to touch (a 20°C): 20 - 26 h

Viscosity (a 25°C): 230 mPa

IF YOU WANT TO SOLVE IT
 **azichem**

www.azichem.com

Updated: 29/07/2022
General sales conditions and legal notices on
www.azichem.com/disclaimer

Page: 1/3

Tools cleansing

- Thinner for resins

Applicable on

- Concrete
- Tiles
- Floor screed
- Polyurea and polyurethane

Substrate preparation

Polyurea support

Vacuum and blow the surfaces to eliminate any dust that may have accumulated in the 24-48 hours following the installation of SYNTECH POLIUREA SPRAY

Support in concrete, mortar, brick, tiles

The support on which the polyurea system must be laid must be suitable for withstanding the stresses resulting from the intended use, such as static or dynamic loads, impacts, thermohygrometric dilations, vibrations, etc. As regards the characteristics of the substrate (maximum humidity, cohesion, strength class, flatness, etc.) and the preparation of the surface that will accommodate the resin system, we recommend the requirements set out in chapter 5 of the UNI 10966 standard ("RESIN SYSTEMS FOR SURFACES HORIZONTAL AND VERTICAL - INSTRUCTIONS FOR DESIGN AND APPLICATION "). In any case, carefully clean and degrease the surfaces, removing any kind of dirt, paint residues or incoherent parts. The humidity of the support must be $\leq 3\%$. Evaluate the most convenient type of mechanical preparation (shot peening, sandblasting, hydro-washing, etc.). The surfaces must also be free from discontinuity, and possibly leveled and regularized with products from the FLOOR line or the REPAR line. In case of presence (even suspected) of humidity deriving from capillary rising from the substrate, it is recommended to apply in advance the epoxy resin for "wet substrates" SYNTECH PAVIDAMP. Tiled floors, or floors covered with pre-existing resin, must be subjected to mechanical roughening carried out with shot blasting, milling, bush hammering, etc., until the total elimination of the waterproof crust and the opacification of the surfaces. Remove dust after abrasion.

It is recommended to use Primer from the SYNTECH POLIUREA PRIMER range. On particularly absorbent substrates, to avoid the formation of craters / blowholes on the surface of the freshly sprayed product, it is recommended to use primers from the SYNTECH POLIUREA PRIMER range, always contacting the Azichem technical staff for clarification on the most suitable type to use. Apply several layers of primer until the porosity is saturated and providing a light dusting with clean and dry quartz sand (0.4-0.7 mm). Never dust off the primer. Provide suitable elastic sealing systems to cover joints, fittings, cracks or fissures subject to significant movements.

Instructions for use

Pour component B with component A into a single container, taking care to remove all the material from the packaging. Mix thoroughly with a mixer at low revs, until a lump-free mixture is obtained.

Apply with a roller or brush on the surfaces of SYNTECH POLYUREA SPRAY, within 24-48 hours of spreading the latter.

A thorough sanding of the supports is recommended for any repairs and/or finishes.

Storage and preservation

Protect from freezing. Store the product in its original packing, in a fresh and dry environment, avoiding frost and direct sunlight. Inadequate storage of the product may result in a loss of rheological performance. Protect from humidity.



www.azichem.com

Updated: **29/07/2022**
General sales conditions and legal notices on www.azichem.com/disclaimer

Warnings, Precautions and Ecology

The general information, along with any instructions and recommendations for use of this product, including in this data sheet and eventually provided verbally or in writing, correspond to the present state of our scientific and practical knowledge.

Any technical and performance data reported is the result of laboratory tests conducted in a controlled environment and thus may be subject to modification in relation to the actual conditions of implementation.

Azichem Srl does not assume any liability arising from inadequate characteristics related to improper use of the product or connected to defects arising from factors or elements unrelated to the quality of the product, including improper storage.

Those wishing to utilise the product are required to determine prior to use whether or not the same is suitable for the intended use, assuming all consequent responsibility.

The technical and characteristic details contained in this data sheet shall be updated periodically. For consultation in real time, please visit the website: www.azichem.com. The date of revision is indicated in the space to the side. The current edition cancels out and replaces any previous version.

Please note that the user is required to read the latest Safety Data Sheet for this product, containing chemical-physical and toxicological data, risk phrases and other information regarding the safe transport, use and disposal of the product and its packaging. For consultation, please visit: www.azichem.com.

It is forbidden to dispose of the product and/or packaging in the environment.

SYNTECH POLYUREA TOP COATING is a flammable product, solvent-based, intended exclusively for professional use in external environment, to be handled wearing appropriate protective gloves, goggles and clothing, and filtering facial guards for organic vapours with protection class FFA2. Avoid contact with the product.

Direct exposure to sunlight can cause fast and abnormal drying which may compromise the adhesion of product.

Do not apply in case of direct exposure to sunlight and/or excessive ventilation. Avoid applying in thermal conditions at risk for the formation of condensation (the temperature of the support must be at least 3°C higher than the dew point).

SYNTECH POLIUREA TOP COATING is produced/distributed by



Via Giovanni Gentile, 16/A - 46044 Goito (MN), Italy
info@azichem.com Tel. +39 0376.604185 /604365 Fax +39 0376 604398



www.azichem.com

Updated: **29/07/2022**
General sales conditions and legal
notices on
www.azichem.com/disclaimer